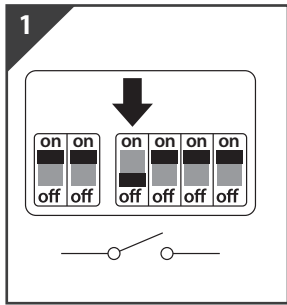
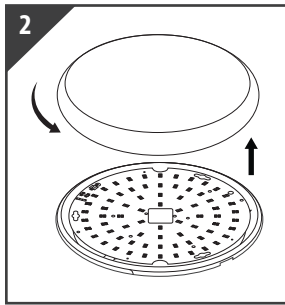


Installation

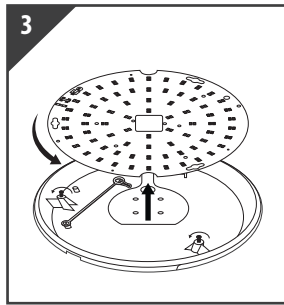
S17474 - IP65 - 15W LED CCT Adjustable Microwave Polo Bulkhead



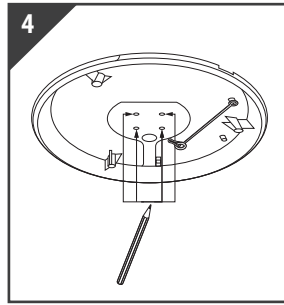
Switch OFF at mains supply before installing




Hold the base securely and twist to unlock and remove the diffuser



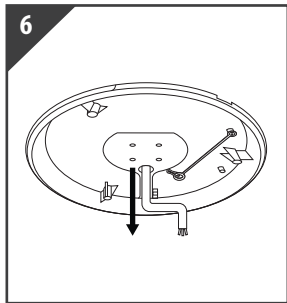
Loosen screws and twist to remove gear tray from the base, detach safety belt



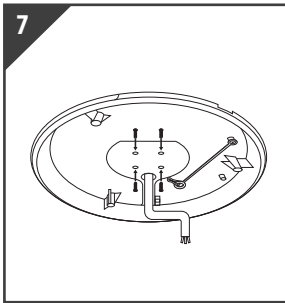
Ensure product is located in the correct location and mark surface



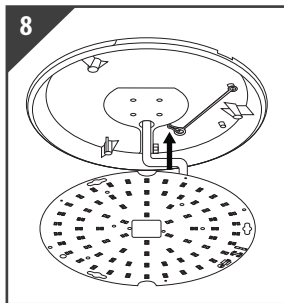
Use correct drill bit to drill screw holes



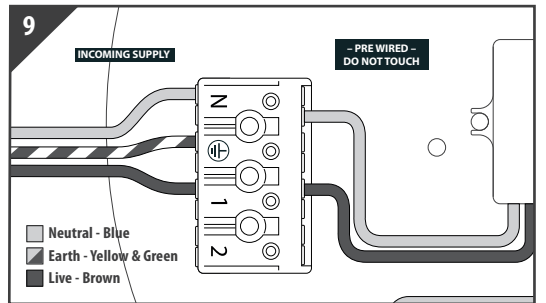
Pull power supply through hole in the base plate



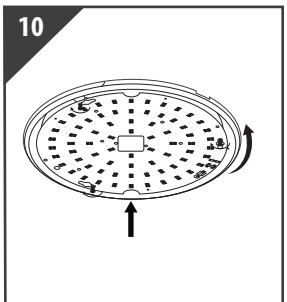
Install the fixing screws to the base plate



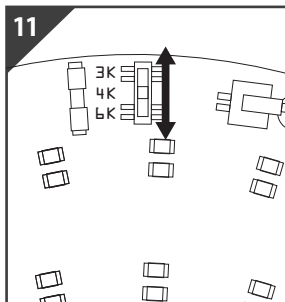
Attach safety belt to gear tray



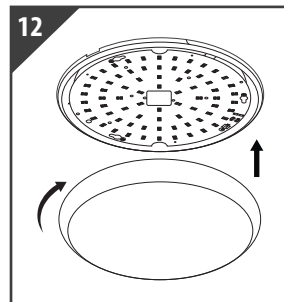
Press the individual terminal and insert the correct incoming supply before releasing the terminal to secure. The product MUST be earthed



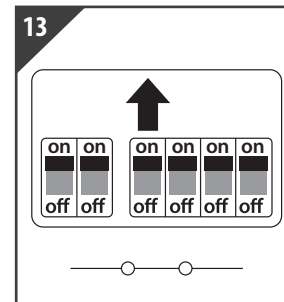
Align gear tray with screws and tighten



Use the CCT selection switch on the gear tray to select the desired colour temperature



Push and twist the diffuser back into place



Return power. Switch ON at mains supply

Packaging Information

	SIZE(CM)	N.W/pc (KGS)	G.W.(KGS)	Q'TY(PCS)
Carton	69*66*36.5	1.1	15.2	12

	CTNS	Q'TY(PCS)	VOLUME(CBM)
20" standard container	150	1800	28
40" standard container	320	3840	58

